

With  
stickers!



Jolly  
Phonics

# Activity Book 1

s a t i p n

S




letter sounds

fun activities



pre-writing skills



Sara Wernham and Sue Lloyd

# Ss

Snake is curled up, asleep, in the sun. CLICK!


Someone has taken his picture. Snake stands up and hisses "ssssssssss". Inky is very frightened, but Bee tells Snake off. Bee tells Snake that Inky Mouse is taking pictures of things for a book she is making. Inky has promised to teach Bee to read. Snake asks if Inky will teach him to read too.

Colour  
the  
picture!



**NOW YOU CAN**

Do the  
action and  
say the  
sound!







**Action**

Weave your hand in an 's' shape, like a snake, and say **SSSSSS**.



Which of these things begin with the sound 's'?  
Join them to the letter 's'.



**NOW YOU CAN**  
Write the letter.  
Start at the top!  
Try different  
colours!



Inky says,  
"Hold your  
pencil  
correctly!"





**Tips for Parents**

Remember to call 's' by its sound 'sss' and not its name 'ess'.



# Sounds



**NOW YOU CAN**

Cut out the  
letters and put  
them back  
together again!







# NOW YOU CAN

Find the  
letter sound  
stickers that  
start the  
words.



# Sticker Activity

Put your  
stickers  
in the  
boxes.



s

a

t



# Sticker Activity



Look at the picture on each fish sticker, listen to the first sound and choose the correct net to stick it in.








NOW YOU CAN  
Follow the  
trails with  
your pencil.

# Pencil Trails



Inky says,  
"Hold your  
pencil  
correctly!"



## Tips for Parents

These activities will help develop your child's pencil control and also teach them to write from left to right.



**Ages 3+**

# Learn to read and write at home with the **Jolly Phonics Activity Books**



Seven fun-filled activity books guide young children through the early stages of reading and writing in an engaging, multisensory way. Stories and actions introduce children to the main letter sounds of English and a wide variety of activities help them use the letter sounds to read and write simple regular words. With a mix of colouring pages, puzzles, mazes, games, crafts and sticker activities, learning to read and write has never been so much fun!



**Jolly  
Phonics**

To see the full range of Jolly Phonics products,  
visit our website at [www.jollylearning.co.uk](http://www.jollylearning.co.uk)

© Sara Wernham and Sue Lloyd 2010 (text) © Lib Stephen 2010 (illustrations)  
Designed and edited by Caroline Petherbridge

77 Hornbeam Road, Buckhurst Hill, Essex, IG9 6JX  
Tel: +44 20 8501 0405

82 Winter Sport Lane, Williston, VT 05495, USA  
Tel: +1-800-488-2665

Printed in the United Kingdom. All rights reserved.

[www.jollylearning.co.uk](http://www.jollylearning.co.uk)  
[info@jollylearning.co.uk](mailto:info@jollylearning.co.uk)

ISBN 978-1-84414-153-1



Reference: JL535