

Rock Broth



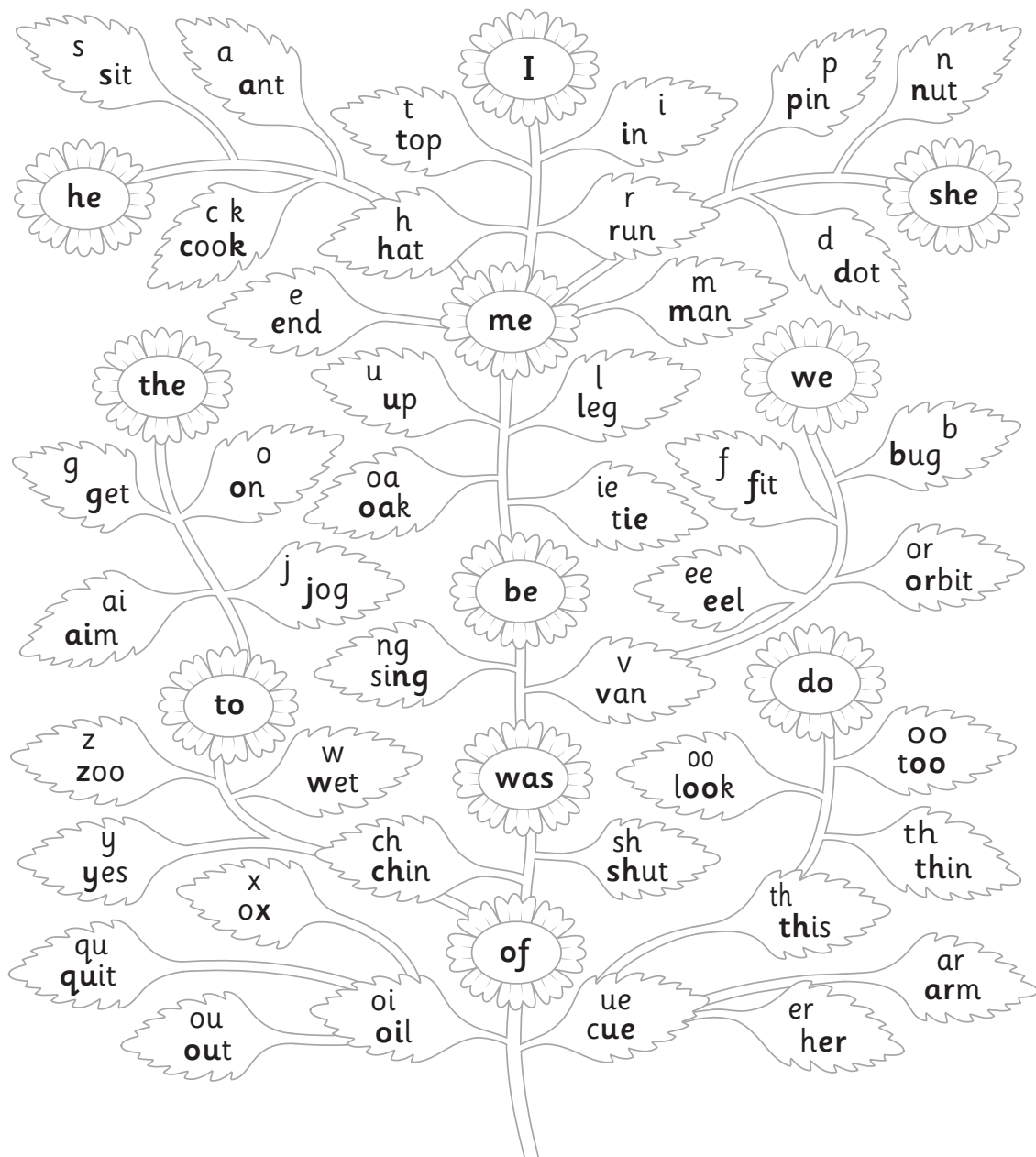
Folktales

Jolly
Phonics

Teachers and parents

Before tackling these Red Level Readers, a child will need to be able to:

- Recognise the basic 42 letter sounds shown in the leaves below;
- Read (blend) regular words containing these letter sounds;
- Recognise the tricky words shown in the flowers below.



“I need dinner,” the man
thinks to himself.




I just need carrots,
leeks, garlic and a
pinch of pepper.





The man sips the broth.



Yum! Rock broth
is the best!

Teachers and parents

An important part of becoming a confident, fluent reader is a child's ability to understand what they are reading. Below are some suggestions on how to develop a child's reading comprehension. Make reading this book a shared experience between you and the child. Try to avoid leaving it until the whole book is read before talking about it. Occasionally stop at various intervals throughout the book.

- Ask questions about the characters, the setting and the meaning;
- Encourage the child to think about what might happen next. It does not matter if the answer is right or wrong, so long as the suggestion makes sense and demonstrates understanding;
- Relate what is happening in the book to any real-life experiences the child may have;
- Pick out any vocabulary that may be new to the child and ask what they think it means. If they don't know, explain it and relate it to what is happening in the book;
- Encourage the child to summarise, in their own words, what they have read.

About this folktale


Rock Broth is based on a folktale called Stone Soup. Many different versions of this story are found across Europe.

What's in the book?

- What does the man put in his broth?
- What do the other villagers put in the man's broth?
- Do the villagers like rock broth?

What do you think?

- Which soup do you like best?
- Can you make a broth out of just rocks?




Folktales

Jolly Phonics Readers are fully decodable books for new readers.

These Readers have been written with a **carefully controlled vocabulary**, and are specifically designed for children who are learning to read and write with Jolly Phonics.

- The text in these Red Level Books (first level) uses only **decodable regular words** (words that are made up from the 42 letter sounds taught in the first stage of Jolly Phonics) and a small number of **tricky words** (frequently used words that are not fully decodable at this stage).
- All of the tricky words and letter sounds used in this book are shown on the front inside cover. These can be used as a quick practice activity before starting the book.
- **Faint type** is used for silent letters, like the in *lamb*.
- **Comprehension questions** and discussion topics are included at the end of the book. These ensure that children are not only able to read the text, but also get meaning from it.

Red Level Readers



Folktales

The Cap Seller

Rock Broth

Fox Tricks Panther

The Cat and the Rooster

The Moon on the Millpond

The King's Cheese



© Jolly Learning Ltd 2024 (text) Written by Emily Guille-Marrett

© Anastasiia Bielik 2024 (illustrations) (Beehive Illustration)

77 Hornbeam Road, Buckhurst Hill, Essex, IG9 6JX, UK. Tel: +44 20 8501 0405
82 Winter Sport Lane, Williston, VT 05495, USA. Tel: +1-800-488-2665

Printed in China. All rights reserved.

www.jollylearning.co.uk info@jollylearning.co.uk



ISBN 978-1-83582-133-6



9 781835 821336

Reference: JL1336
British English Edition