


Jolly  
Phonics



# Bumper Book

## of Phonics Fun

Bursting with ideas to help pre-schoolers learn their letter sounds.



Sara Wernham and  
Caroline Petherbridge



#

m

make a marble collection




Make a Meal

mmmmm



chips  
peas  
cottage pie  
ketchup  
carrots

Are your choices healthy?

Choose some of your favourite foods.

Cut out pictures from magazines and stick onto a paper plate.



**Ingredients:**

- 175g soft butter
- 175g golden sugar
- 3 eggs beaten
- Teaspoon of vanilla extract
- Zest of a lemon
- 175g self-raising flour


**Method:**

Preheat oven to 180c / gas 4. Place the butter in a mixing bowl and whisk in the sugar. Mix the vanilla extract with the beaten eggs and add a quarter of it to the mixing bowl along with a tablespoon of flour. Whisk and then repeat until all the eggs have been added to the sugar and butter. Add the lemon zest and the rest of the flour and whisk. Pour into a lined 1 litre loaf tin and bake for 50-60mins.



**Role Play**

Be a mime artist. What can you act out without using words?



**OBJECTS TO COLLECT**

- mug
- mirror
- marshmallow
- margarine tub
- map
- magazine



# Sand Tray

Pile up the sand to make a mountain and surround it with stones and plant cuttings.



**Tongue Twister**  
Meg mixed milk and mustard and made a mess on the mat.



use a magnet to see if objects are metal



Look and Draw  
Draw some different types of melon. Notice the patterns on the skin



**SONG (Tune: The Wheels on the Bus)**



The mum and dad make many meals.  
/mmm!/ /mmm!/  
The mum and dad make many meals for their hungry children.

Name the months of the year.

Turn your handprint into a monkey



The mum and dad make many meals for their hungry children.



**ACTION:** Rub your tummy, as if you are seeing tasty food, and say mmmmmmmmm.



g

### Tongue Twister

Guy the gorilla gave green grapes to his granny.



gorilla



guinea pig

try using glow sticks in a dark place



### Make a stained glass window



Cut a template out of black card and stick coloured tissue paper behind it.

Use any design you like



garage

Cavatina - John Williams  
Asturias - Sharon Isbin

listen to guitar music



glacier



Shades of green:  
emerald  
olive  
lime  
sage  
mint

### Make a glittery ghost



Tie a tissue around a ping-pong ball

Add glitter.

s a t i p n  
c k e h r m d  
g

Choose the right word

peg

cat



cot


pig

Make words

gap, gag, get, gas  
peg, pig, nag, hag,  
rag, tag, mag, keg, magnet



# try different grapes



Play games in the garden.

## Make the Three Billy Goats Gruff



Compare the sizes of the goats:  
small  
medium  
large

use cardboard tubes  
and cotton wool

Look and Draw  
Draw planets and a solar system with plenty of swirls and patterns



### BOOKS TO READ

- The Three Billy Goats Gruff  
- Anthony Browne
- Gorilla  
- Julia Donaldson
- The Gruffalo  
- Mary Hoffman
- Amazing Grace  
- Blanche Fisher Wright
- Original Mother Goose  
- Shel Silverstein
- The Giving Tree  
- H.A. & Margaret Rey

Talk about groups you belong to.

Talk about what you're grateful for.

Talk about grandparents.



# b

### spot birds



blackbird

great tit

chaffinch

robin

greenfinch

magpie

Which birds do you see most often where you live?



ballerina

## Make a Bat and Ball



Paint an old ketchup bottle

Attach a cardboard tube for the handle

Scrunch up some sticky tape for the ball

b b b b



bag



buffet

### Banana Cake

#### Ingredients:

- 3 very ripe bananas whisked into a puree
- 180g soft butter
- 180g sugar
- 2 eggs beaten
- 180g flour
- 1 teaspoon baking powder
- 1 teaspoon baking soda
- 90g ground almonds

#### Method:

Preheat oven to 160c / gas 3. Whisk the butter and sugar together until smooth and then slowly whisk in the eggs. Sieve the flour, baking powder and soda into the mixture and whisk again. Pour in the liquid bananas and almonds and give a final whisk. Pour into a lined 22cm cake tin, smooth the top, and bake for 40 mins.

## Role Play

Be a baker who makes and sells fresh bread and cakes



### OBJECTS TO COLLECT

- bracelet
- bat
- ball
- box
- belt
- brick




# Water Tray

Play with bottles in the water tray. Fill and empty them. Which bottle holds the most water?



Bottles

**Tongue Twister**  
Billy Bear was badly behaved and busy being a bully.



batteries

# Make bells

cut the top off a plastic bottle and paint it gold



butter

Why is good behaviour important?

Look and Draw  
Look at the patterns on a butterfly's wings and draw your own.



butterfly

# SONG (Tune: Camptown Races)

Bring your bat and bring your ball.  
/b/-/b/!  
Bring your bat and bring your ball...  
...to the park to play!



**ACTION:** Pretend to hit a ball with a bat, and say, *b, b, b, b.*

# Make binoculars

Use two cardboard tubes stuck together and stick on some string so you can wear them around your neck.





# Jolly Phonics



# Bumper Book

of Phonics Fun

**A bumper resource packed full of ideas and activities designed to support the teaching of letter sounds in a fun, multisensory way.**

**Never run out of teaching ideas for your pre-schoolers again with this book by your side. Children can learn their letter sounds whilst investigating and enjoying the world around them.**



© Sara Wernham, Caroline Petherbridge 2020 (text) © Rosie Brooks (Beehive Illustration) 2020 (illustrations)  
Designed & Edited by Caroline Petherbridge

To see the full range of Jolly Phonics products,  
visit our website at [www.jollylearning.co.uk](http://www.jollylearning.co.uk)

[www.jollylearning.co.uk](http://www.jollylearning.co.uk) [info@jollylearning.co.uk](mailto:info@jollylearning.co.uk)

Tailours House, High Road, Chigwell, Essex, IG7 6DL, UK. Tel: +44 20 8501 0405 Fax: +44 208500 1696  
82 Winter Sport Lane, Williston, VT 05495, USA. Tel: +1-800-488-2665 Fax: +1-802-864-7626

ISBN: 978-1-84414-841-7



9 781844 148417  
Reference: JL8417