

Jolly  
Phonics




2

# Pupil Book

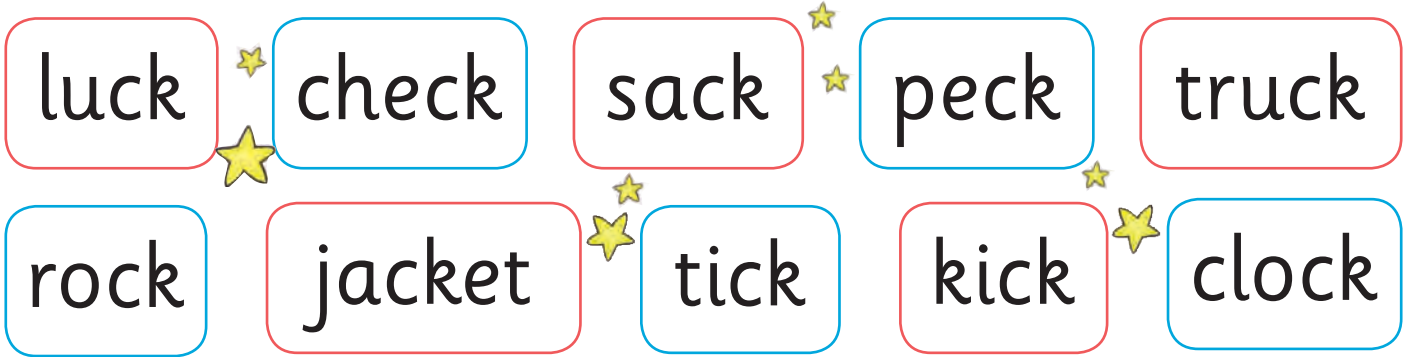


Sue Lloyd and Sara Wernham

# Unit 3



In words containing a short vowel sound, the /ck/ sound is written with a <c> and a <k>.



Write over the dotted words and draw a picture for each word in the rockets.



# Handwriting

g o u l f b

G O U L F B

Tracing practice for lowercase and uppercase letters g, o, u, l, f, b. Each letter is shown on a three-line grid with a solid outline, a dotted outline, and a blank space for writing. The uppercase letters G, O, U, L, F, and B are also shown with numbered arrows indicating stroke order.

Write inside the outline letters and match the capital letters to the lower-case letters.

A collection of lowercase letters (u, b, l, g, f, o, B, F, g, O) and uppercase letters (U, G, L, B, F, O) inside colored circles. The circles are scattered across the page with space-themed illustrations like planets and stars. A red arrow points from the uppercase letter 'U' to the lowercase letter 'u'.

Write the capital letter for each of these lower-case letters.

u g l o b f

Tracing practice for lowercase letters u, g, l, o, b, and f. Each letter is shown on a three-line grid with a solid outline, a dotted outline, and a blank space for writing.



# Handwriting



Practise writing these caterpillar /c/ letters.



C C C C C C . . . . .



a a a a a a . . . . .



d d d d d d . . . . .



o o o o o o . . . . .



g g g g g g . . . . .




q q q q q q . . . . .

Put these letters into alphabetical order.

k w e n

\_\_\_\_\_



Q D Y G

\_\_\_\_\_

Aa Bb Cc Dd Ee Ff Gg Hh Ii Jj Kk Ll Mm  
Nn Oo Pp Qq Rr Ss Tt Uu Vv Ww Xx Yy Zz

little



down

Look Find the tricky bit.	Copy then Cover	Write then Check	Have another go!
little	little		
down	down		

# Words and Sentences

the shark  
in the ship




---



---

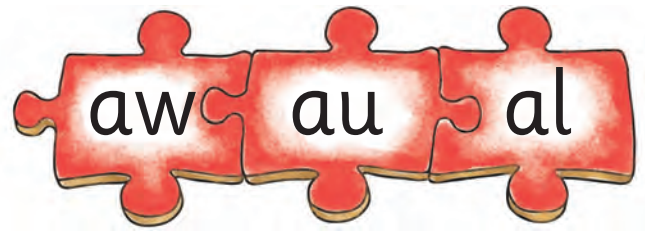


---




---

# Unit 13



The /or/ sound can also be written as <aw>, <au> or <al>. Match the words and pictures in the jigsaw pieces. Then colour the pictures.





# Handwriting

Practise writing these letters.

e e e e e e . . . . .

Z Z Z Z Z Z . . . . .

S S S S S S . . . . .

V V V V V V . . . . .

W W W W W W . . . . .

X X X X X X . . . . .

Can you write the alphabet? Remember to use the correct colour for each section.

\_\_\_\_\_

\_\_\_\_\_

\_\_\_\_\_

\_\_\_\_\_

**Ages 4+**

# Learn to read and write with the **Jolly Phonics Pupil Books**

Three write-in pupil books provide fun and engaging lesson activities for young children in their first year of learning to read and write.

## The weekly units in Pupil Book 2

- Build on the reading and writing skills taught in Pupil Book 1.
- Cover four main topics: Alternatives, Handwriting, Tricky Words, and Words and Sentences.
- Introduce the main alternative vowel spellings, capital letters and alphabet, more tricky words and guided writing activities.
- Come with step-by-step lesson plans and comprehensive support, provided in the Jolly Phonics Teacher's Book.

ai a\_e ay  
ee e\_e ea  
ie i\_e y igh  
oa o\_e ow  
ue u\_e ew

ou ow  
oi oy  
er ir ur  
aw au al  
<y> as /ee/



This material is recommended by Cambridge Assessment International Education to support the Cambridge Primary English curriculum framework.

**Jolly  
Phonics**

To see the full range of Jolly Phonics products,  
visit our website at [www.jollylearning.co.uk](http://www.jollylearning.co.uk)

© Sue Lloyd and Sara Wernham 2010 (text)

© Lib Stephen 2010 and Yoana Gurriz Muñoz 2020 (illustrations)

Tailours House, High Road, Chigwell, Essex, IG7 6DL, UK

Tel: +44 20 8501 0405 Fax: +44 20 8500 1696

82 Winter Sport Lane, Williston, VT 05495, USA

Tel: +1-800-488-2665 Fax: +1-802-864-7626

Printed in China. All rights reserved.

[www.jollylearning.co.uk](http://www.jollylearning.co.uk)  
[info@jollylearning.co.uk](mailto:info@jollylearning.co.uk)

ISBN 978-1-84414-717-5



9 781844 147175

Reference: JL7175